

INSURANCE COMPANY EUROINS GEORGIA GROUP
CONSOLIDATED FINANCIAL STATEMENTS
AND
INDEPENDENT AUDITOR'S REPORT
FOR THE YEAR ENDED 31 DECEMBER 2018

CONTENTS

Statement of management's responsibilities.....	3
Independent auditor's report.....	4-5
Consolidated Financial Statements	
Statement of Comprehensive Income	6
Statement of Financial Position.....	7
Statement of Changes in Equity.....	8
Statement of Cash Flows.....	9
Notes to the Financial Statements	10-40
Appendix: Separate Financial Statements	41-44

These consolidated financial statements are presented in GEL.

Decimal symbol is dot (".") and digit-grouping symbol is comma (",")

STATEMENT OF MANAGEMENT'S RESPONSIBILITIES FOR THE PREPARATION AND APPROVAL OF THE CONSOLIDATED FINANCIAL STATEMENTS FOR THE YEAR ENDED 31 DECEMBER 2018

Management is responsible for the preparation of the consolidated financial statements that present fairly the financial position of Insurance Company Euroins Georgia JSC and its subsidiary (the "Group") at 31 December 2018 and the results of its operations, cash flows, and changes in equity for the year then ended, in accordance with International Financial Reporting Standards ("IFRS").

In preparing the financial statements, management is responsible for:


- Selecting suitable accounting principles and applying them consistently;
- Making judgments and estimates that are reasonable and prudent;
- Stating whether IFRS have been followed, subject to any material departures disclosed and explained in the financial statements; and
- Preparing the financial statements on a going concern basis, unless it is inappropriate to presume that the Group will continue in business for the foreseeable future.


Management is also responsible for:

- Designing, implementing and maintaining an effective and sound system of internal controls, throughout the Group;
- Maintaining proper accounting records that disclose, with reasonable accuracy at any time, the financial position of the Group, and which enable them to ensure that the financial statements of the Group comply with IFRS;
- Maintaining statutory accounting records in compliance with local legislation and accounting standards in the respective jurisdictions in which the Group operates;
- Taking such steps as are reasonably available to them to safeguard the assets of the Group; and
- Preventing and detecting fraud and other irregularities.

The consolidated financial statements for the year ended 31 December 2018 were approved by management on 20 March 2019.

On behalf of the Management Board:


Tengiz Mezurnishvili
General Director


Levan Kakulia
Chief Financial Officer

INDEPENDENT AUDITOR'S REPORT

TO THE MANAGEMENT AND SHAREHOLDERS OF INSURANCE COMPANY EUROINS GEORGIA GROUP

Opinion

We have audited the consolidated financial statements of Insurance Company Euroins Georgia Joint-stock Company and its subsidiary (hereinafter the "Group"), which comprise the consolidated statement of financial position as at 31 December 2018 and the consolidated statement of comprehensive income, consolidated statement of changes in equity and consolidated statement of cash flows for the year then ended, and notes to the consolidated financial statements, including a summary of significant accounting policies.

In our opinion, the accompanying consolidated financial statements present fairly, in all material respects, the consolidated financial position of the Group as at 31 December 2018, and its consolidated financial performance and its consolidated cash flows for the year then ended in accordance with International Financial Reporting Standards (IFRSs).

Basis for Opinion

We conducted our audit in accordance with International Standards on Auditing (ISAs). Our responsibilities under those standards are further described in the *Auditor's Responsibilities for the Audit of the Financial Statements* section of our report. We are independent of the Company in accordance with the International Ethics Standards Board for Accountants' *Code of Ethics for Professional Accountants* (IESBA Code), and we have fulfilled our other ethical responsibilities in accordance with the IESBA Code. We believe that the audit evidence we have obtained is sufficient and appropriate to provide a basis for our opinion.

Other Matters

The financial statements of the Group for the year ended December 31, 2017, were audited by another auditor who expressed an unmodified opinion on those statements on April 15, 2018.

Other Information

Other information consists of the information included in the Management Report other than the consolidated financial statements and our auditor's report thereon. Management is responsible for the other information. The Management Report is expected to be made available to us after the date of this auditor's report.

Our opinion on the consolidated financial statements does not cover the other information and we will not express any form of assurance conclusion thereon.

In connection with our audit of the consolidated financial statements, our responsibility is to read the other information identified above when it becomes available and, in doing so, consider whether the other information is materially inconsistent with the consolidated financial statements or our knowledge obtained in the audit or otherwise appears to be materially misstated.

Responsibilities of Management and Those Charged with Governance for the Financial Statements

Management is responsible for the preparation and fair presentation of the consolidated financial statements in accordance with International Financial Reporting Standards, and for such internal control as management determines is necessary to enable the preparation of consolidated financial statements that are free from material misstatement, whether due to fraud or error.

In preparing the consolidated financial statements, management is responsible for assessing the Group's ability to continue as a going concern, disclosing, as applicable, matters related to going concern and using the going

concern basis of accounting unless management either intends to liquidate the Group or to cease operations, or has no realistic alternative but to do so.

Those charged with governance are responsible for overseeing the Group's financial reporting process.

Auditor's Responsibilities for the Audit of the Consolidated Financial Statements

Our objectives are to obtain reasonable assurance about whether the consolidated financial statements as a whole are free from material misstatement, whether due to fraud or error, and to issue an auditor's report that includes our opinion. Reasonable assurance is a high level of assurance, but is not a guarantee that an audit conducted in accordance with ISAs will always detect a material misstatement when it exists. Misstatements can arise from fraud or error and are considered material if, individually or in the aggregate, they could reasonably be expected to influence the economic decisions of users taken on the basis of these consolidated financial statements.

As part of an audit in accordance with ISAs, we exercise professional judgment and maintain professional skepticism throughout the audit. We also:

- Identify and assess the risks of material misstatement of the consolidated financial statements, whether due to fraud or error, design and perform audit procedures responsive to those risks, and obtain audit evidence that is sufficient and appropriate to provide a basis for our opinion. The risk of not detecting a material misstatement resulting from fraud is higher than for one resulting from error, as fraud may involve collusion, forgery, intentional omissions, misrepresentations, or the override of internal control.
- Obtain an understanding of internal control relevant to the audit in order to design audit procedures that are appropriate in the circumstances, but not for the purpose of expressing an opinion on the effectiveness of the Group's internal control.
- Evaluate the appropriateness of accounting policies used and the reasonableness of accounting estimates and related disclosures made by management.
- Conclude on the appropriateness of management's use of the going concern basis of accounting and, based on the audit evidence obtained, whether a material uncertainty exists related to events or conditions that may cast significant doubt on the Group's ability to continue as a going concern. If we conclude that a material uncertainty exists, we are required to draw attention in our auditor's report to the related disclosures in the consolidated financial statements or, if such disclosures are inadequate, to modify our opinion. Our conclusions are based on the audit evidence obtained up to the date of our auditor's report. However, future events or conditions may cause the Group to cease to continue as a going concern.
- Evaluate the overall presentation, structure and content of the consolidated financial statements, including the disclosures, and whether the consolidated financial statements represent the underlying transactions and events in a manner that achieves fair presentation.
- Obtain sufficient appropriate audit evidence regarding the financial information of the entities or business activities within the Group to express an opinion on the consolidated financial statements. We are responsible for the direction, supervision and performance of the group audit. We remain solely responsible for our audit opinion.

We communicate with those charged with governance regarding, among other matters, the planned scope and timing of the audit and significant audit findings, including any significant deficiencies in internal control that we identify during our audit.

We also provide those charged with governance with a statement that we have complied with relevant ethical requirements regarding independence, and to communicate with them all relationships and other matters that may reasonably be thought to bear on our independence, and where applicable, related safeguards.

The engagement partner of the audit resulting in this independent auditor's report is Malkhaz Ujmajuridze.

	Notes	2018	2017, restated
Malkhaz Ujmajuridze		11,466	11,479
On behalf of Nexia TA LLC	4	(3,283)	(5,622)
Tbilisi, Georgia	7	350	211
20 March 2019	14	60	(54)
	8	-	757
	9	403	293
Other revenue		663	1,187
TOTAL REVENUE		8,946	6,944
Gross insurance benefits and claims	9	(6,687)	(6,608)
Claims coded to reinsurers	5	2,047	3,492
Changes in other insurance reserves	6	1,735	1,883
Changes in other insurance reserves coded to reinsurers	6	(1,343)	(2,163)
Net insurance claims		(4,650)	(3,279)
Salaries and other employee benefits		(2,333)	(2,093)
General and other administrative expenses	10	(1,670)	(1,219)
Impairment charge	11	(787)	(1,148)
Acquisition costs, net of reinsurance	12	(656)	431
Depreciation and amortization expenses	17	(6)	(219)
Interest expense	7	(64)	(73)
Other expenses	9	(400)	(354)
Net foreign exchange gain		199	80
Total other expenses		(5,807)	(4,574)
TOTAL EXPENSES		(10,487)	(7,853)
LOSS BEFORE TAX		(1,611)	(1,059)
Income tax benefit	13	128	305
NET LOSS FOR THE YEAR		(1,483)	(624)
Other comprehensive income		-	1,062
TOTAL COMPREHENSIVE LOSS/INCOME FOR THE YEAR		(1,483)	438



Tengiz Mezumishvili
General Director


Levan Kizilava
Chief Financial Officer

INSURANCE COMPANY EUROINS GEORGIA GROUP
CONSOLIDATED FINANCIAL STATEMENTS
FOR THE YEAR ENDED 31 DECEMBER 2018
In thousands of GEL

CONSOLIDATED STATEMENT OF COMPREHENSIVE INCOME

	Notes	2018	2017, restated
Gross earned premiums		11,466	11,479
Premiums ceded to reinsurers		(3,283)	(5,822)
Net insurance revenue	4	8,183	5,657
Interest income	7	200	211
Change in fair value of investment properties	18	60	(54)
Gain from sale of subsidiaries	8	-	737
Other income	9	403	293
Other revenue		663	1,187
TOTAL REVENUE		8,846	6,844
Gross insurance benefits and claims paid	5	(6,689)	(6,669)
Claims ceded to reinsurers	5	2,047	3,692
Changes in other insurance reserves	6	1,335	1,863
Changes in other insurance reserves ceded to reinsurers	6	(1,343)	(2,165)
Net insurance claims		(4,650)	(3,279)
Salaries and other employee benefits		(2,333)	(2,090)
General and other administrative expenses	10	(1,670)	(1,219)
Impairment charge	11	(787)	(1,148)
Acquisition costs, net of reinsurance	12	(656)	451
Depreciation and amortization expenses	17	(6)	(219)
Interest expense	7	(64)	(75)
Other expenses	9	(490)	(354)
Net foreign exchange gain		199	80
Total other expenses		(5,807)	(4,574)
TOTAL EXPENSES		(10,457)	(7,853)
LOSS BEFORE TAX		(1,611)	(1,009)
Income tax benefit	13	128	385
NET LOSS FOR THE YEAR		(1,483)	(624)
Other comprehensive income		-	1,062
TOTAL COMPREHENSIVE (LOSS)/INCOME FOR THE YEAR		(1,483)	438


Tengiz Mezurnishvili
General Director



Levan Kakulia
Chief Financial Officer


INSURANCE COMPANY EUROINS GEORGIA GROUP
CONSOLIDATED FINANCIAL STATEMENTS
FOR THE YEAR ENDED 31 DECEMBER 2018

In thousands of GEL

CONSOLIDATED STATEMENT OF FINANCIAL POSITION

ASSETS	Notes	31 December 2018	31 December 2017, restated	31 December 2016, restated
Cash and cash equivalents	14	397	1,902	1,129
Amounts due from credit institutions	14	5,074	1,125	2,691
Insurance and reinsurance receivables	15	5,181	8,788	4,001
Reinsurance assets	6	7,592	9,326	12,486
Financial instruments held-to-maturity	16	614	-	-
Deferred income tax asset	13	2,661	2,533	3,078
Property and equipment	17	1,611	1,498	3,109
Investment property	18	1,912	1,852	2,080
Other assets	19	667	1,369	6,527
Total assets		25,709	28,393	35,101
EQUITY				
Share capital	20	3,125	2,430	1,500
Share premium		4,073	-	-
Revaluation reserve		1,062	1,062	-
Retained earnings		1,181	2,664	3,288
Total equity		9,441	6,156	4,788
LIABILITIES				
Insurance contracts liabilities	6	11,425	13,511	15,616
Other insurance liabilities	21	2,854	6,158	4,407
Borrowings	22	16	522	5,954
Trade and other payables	23	968	1,076	2,221
Taxes payable		1,005	970	2,115
Total liabilities		16,268	22,237	30,313
Total equity and liabilities		25,709	28,393	35,101


Tengiz Mezurnishvili
General Director



Levan Kakulia
Chief Financial Officer


INSURANCE COMPANY EUROINS GEORGIA GROUP
 CONSOLIDATED FINANCIAL STATEMENTS
 FOR THE YEAR ENDED 31 DECEMBER 2018
 In thousands of GEL

CONSOLIDATED STATEMENT OF CASH FLOWS

CONSOLIDATED STATEMENT OF CHANGES IN EQUITY

	2018				2017	
	Share capital	Share premium	Revaluation surplus	Retained earnings	Total	
At 1 January 2017	1,500	-	-	3,288	4,788	
Issue of ordinary shares	930	-	-	-	930	
Loss for the year	-	-	-	(624)	(624)	
Other comprehensive income	-	-	1,062	-	1,062	
At 31 December 2017, restated	2,430	-	1,062	2,664	6,156	
Issue of ordinary shares	695	4,073	-	-	4,768	
Loss for the year	-	-	-	(1,483)	(1,483)	
At 31 December 2018	3,125	4,073	1,062	1,181	9,441	


 Tengiz Mezurnishvili
 General Director


 Levan Kakulia
 Chief Financial Officer

Tengiz Mezurnishvili
 General Director

Levan Kakulia
 Chief Financial Officer

INSURANCE COMPANY EUROINS GEORGIA GROUP
 CONSOLIDATED FINANCIAL STATEMENTS
 FOR THE YEAR ENDED 31 DECEMBER 2018

In thousands of GEL

CONSOLIDATED STATEMENT OF CASH FLOWS

	2018	2017
Cash flows from operating activities		
Premium received	10,667	10,559
Cash paid to reinsurer	(1,366)	(2,721)
Claims paid	(5,955)	(6,535)
Acquisition costs	(950)	(697)
Subrogation received	162	82
Cash payments to employees	(1,800)	(1,574)
Net interest income	36	399
Administrative and other payments	(1,580)	(981)
Penalties paid	(7)	(20)
Taxes paid	(664)	(562)
Net cash flows used in operating activities	(1,457)	(2,050)
Cash flows from investing activities		
Time deposits	(3,560)	1,545
Purchase of property and equipment	(46)	(387)
Loans issued, net	-	79
Investments in subsidiaries	55	692
Investments in financial instruments	(607)	-
Net cash flows (used in)/from investing activities	(4,158)	1,929
Cash flows from financing activities		
Loans received, net	363	954
Cash received from shareholders	3,809	-
Net cash flows from financing activities	4,172	954
Net (decrease)/increase in cash and cash equivalents	(1,443)	833
Cash and cash equivalents, beginning balance	1,902	1,129
Net effect of exchange rates changes on cash and cash equivalents	(62)	(35)
Net cash flow from discontinued operations	-	(25)
Cash and cash equivalents, ending balance	397	1,902

Tengiz Mezurnishvili
 General Director

Levan Kakulia
 Chief Financial Officer

INSURANCE COMPANY EUROINS GEORGIA GROUP
CONSOLIDATED FINANCIAL STATEMENTS
FOR THE YEAR ENDED 31 DECEMBER 2018
In thousands of GEL

NOTES TO THE FINANCIAL STATEMENTS

1. GENERAL INFORMATION

Insurance Company Euroins Georgia JSC (the Company) is a Joint-Stock Company domiciled in and registered under the laws of Georgia. The Company operates by head office and three service centers and provides different insurance services in Georgia (see Note 4). The registered office of the Company is 24 Mosashvili St, Tbilisi, 0162 Georgia.

The Company was incorporated in 2005 under the name Insurance Company IC Group. In 2009 it acquired and merged People’s Insurance JSC. At the end of 2018, Euroins Insurance Group AD (Bulgaria) acquired 50.04% of the Company and the Company’s name has been changed.

The shareholders of the Company are:

	2018	2017
Euroins Insurance Group AD (Bulgaria)	50.04%	-
Tengiz Mezurkishvili	49.55%	99.45%
IIC Georgia B.V.	0.41%	0.55%
	100.00%	100.00%

The Company owns 100% of Agaraki Ltd (the Subsidiary) which owns land plots (investment property). The Company and the Subsidiary are together referred to as the Group. The Company also owns 100% of Global Call Ltd and Shardeni 2017 Ltd which are not functioning.

2. SUMMARY OF SIGNIFICANT ACCOUNTING POLICIES

(A) BASIS OF PREPARATION

These consolidated financial statements have been prepared on a going concern basis and in accordance with International Financial Reporting Standards (“IFRS”), being standards and interpretations issued by the International Accounting Standards Board (“IASB”), in force at 31 December 2018.

The consolidated financial statements comprise a statement of comprehensive income, a statement of financial position, a statement of changes in equity, a statement of cash flows, and notes. The statement of financial position format is in order of liquidity.

The consolidated financial statements have been prepared under the historical cost convention, unless mentioned otherwise in the accounting policies below. Historical cost is generally based on the fair value of the consideration given in exchange for assets.

Fair value is the price that would be received to sell an asset or paid to transfer a liability in an orderly transaction between market participants at the measurement date. When measuring the fair value of an asset or a liability, the Group uses market observable data to the extent possible. If the fair value of an asset or a liability is not directly observable, it is estimated by the Group (working closely with external qualified valuers) using valuation techniques that maximize the use of relevant observable inputs and minimize the use of unobservable inputs (e.g. by use of the market comparable approach that reflects recent transaction prices for similar items, discounted cash flow analysis, or option pricing models refined to reflect the issuer’s specific circumstances). Inputs used are consistent with the characteristics of the asset / liability that market participants would take into account.

NOTES (CONTINUED)

(B) APPLICATION OF NEW AND AMENDED STANDARDS

The Group has adopted all of the new or amended Accounting Standards and Interpretations issued by IASB that are mandatory for the current reporting period.

Any new or amended Accounting Standards or Interpretations that are not yet mandatory have not been early adopted. This refers to IFRS 9 *Financial Instruments* – the Group used temporary exemption of its adoption (see below).

The following Accounting Standards and Interpretations are most relevant to the company:

- Amendments to IFRS 4 titled *Applying IFRS 9 Financial Instruments with IFRS 4 Insurance Contracts* (issued in September 2016) - The amendments, applicable to annual periods beginning on or after 1 January 2018, give all insurers the option to recognise in other comprehensive income, rather than in profit or loss, the volatility that could arise when IFRS 9 is applied before implementing IFRS 17 ('the overlay approach'). Also, entities whose activities are predominantly connected with insurance are given an optional temporary exemption (until 2021) from applying IFRS 9, thus continuing to apply IAS 39 instead ('the deferral approach').
- IFRS 9 *Financial Instruments* (issued in July 2014) – For the Group this standard will replace IAS 39 (and all the previous versions of IFRS 9) effective for annual periods beginning on or after 1 January 2021. It contains requirements for the classification and measurement of financial assets and financial liabilities, impairment, hedge accounting and derecognition.
 - IFRS 9 requires all recognised financial assets to be subsequently measured at amortised cost or fair value (through profit or loss or through other comprehensive income), depending on their classification by reference to the business model within which they are held and their contractual cash flow characteristics.
 - For financial liabilities, the most significant effect of IFRS 9 relates to cases where the fair value option is taken: the amount of change in fair value of a financial liability designated as at fair value through profit or loss that is attributable to changes in the credit risk of that liability is recognised in other comprehensive income (rather than in profit or loss), unless this creates an accounting mismatch.
 - For the impairment of financial assets, IFRS 9 introduces an "expected credit loss" model based on the concept of providing for expected losses at inception of a contract; it will no longer be necessary for there to be objective evidence of impairment before a credit loss is recognised.
 - For hedge accounting, IFRS 9 introduces a substantial overhaul allowing financial statements to better reflect how risk management activities are undertaken when hedging financial and non-financial risk exposures.
 - The derecognition provisions are carried over almost unchanged from IAS 39.
- IFRS 17 *Insurance Contracts* (issued in May 2017) - The Standard that replaces IFRS 4, effective for annual periods beginning on or after 1 January 2021 (earlier application permitted only if IFRS 9 and IFRS 15 also applied), requires insurance liabilities to be measured at a current fulfilment value and provides a more uniform measurement and presentation approach for all insurance contracts. These requirements are designed to achieve the goal of consistent, principle-based accounting for insurance

NOTES (CONTINUED)

(B) APPLICATION OF NEW AND AMENDED STANDARDS (continued)

contracts, giving a basis for users of financial statements to assess the effect that insurance contracts have on the entity's financial position, financial performance and cash flows. It also requires similar principles to be applied to reinsurance contracts held and investment contracts with discretionary participation features issued.

(C) BASIS OF CONSOLIDATION

The Group's financial statements incorporate the results, cash flows, assets and liabilities of the Company and the Subsidiary.

A subsidiary is an entity controlled by the Group, i.e. the Group is exposed, or has rights, to variable returns from its involvement with the entity and has the ability to affect those returns through its current ability to direct the entity's relevant activities (power over the investee). Subsidiaries are consolidated from the effective date of acquisition, which is the date on which the Group obtains control of the acquired business, until that control ceases. All intragroup transactions, balances, income and expenses are eliminated in full on consolidation.

(D) JOINT ARRANGEMENTS: JOINT OPERATION

A joint arrangement is an arrangement of which two or more parties have joint control. A joint operation is a joint arrangement whereby the parties that have joint control of the arrangement have rights to the assets, and obligations for the liabilities, relating to the arrangement (in contrast to joint venture, where the parties have rights to the net assets of the arrangement). Where the Group is a joint operator in a joint operation, it recognizes in relation to its interest in a joint operation: (a) its assets, including its share of any assets held jointly; (b) its liabilities, including its share of any liabilities incurred jointly; (c) its revenue from the sale of its share of the output arising from the joint operation; (d) its share of the revenue from the sale of the output by the joint operation; and (e) its expenses, including its share of any expenses incurred jointly.

(E) INSURANCE REVENUE AND EXPENSES RECOGNITION

Gross premiums

Gross insurance written premiums comprise the total premiums receivable for the whole period of cover provided by contracts entered into during the reporting period. They are recognized on the date on which the policy commences. Premiums include any adjustments arising in the reporting period for premiums receivable in respect of business written in prior accounting periods. Rebates that form part of the premium rate, such as no-claim rebates, are deducted from the gross premium; others are recognized as an expense. Premiums collected by intermediaries, but not yet received, are assessed based on estimates from underwriting or past experience and are included in premiums written.

Unearned premiums are those proportions of premiums written in a year that relate to periods of risk after the reporting date. Unearned premiums are calculated on a daily pro rata basis. The proportion attributable to subsequent periods is deferred as a provision for unearned premiums (see part F of this note).

NOTES (CONTINUED)

Reinsurance premiums

Gross reinsurance premiums ceded comprise the total premiums payable for the whole cover provided by contracts entered into in the period and are recognized on the date on which the policy incepts. Premiums include any adjustments arising in the accounting period in respect of reinsurance contracts incepting in prior accounting periods.

Unearned reinsurance premiums are those proportions of premiums ceded in a year that relate to periods of risk after the reporting date. Unearned reinsurance premiums are deferred over the term of the underlying direct insurance policies for risks-attaching contracts and over the term of the reinsurance contract for losses-occurring contracts.

Insurance benefits and claims

Insurance claims include all claims occurring during the year, whether reported or not, claims handling costs that are directly related to the processing and settlement of claims, a reduction for the value of salvage and other recoveries (subrogation), and any adjustments to claims outstanding from previous years.

(F) FINANCIAL INSTRUMENTS

Initial recognition and measurement

The Group recognizes a financial asset or a financial liability in the consolidated statement of financial position when, and only when, it becomes a party to the contractual provisions of the instrument. On initial recognition, the Group recognizes all financial assets and financial liabilities at fair value. The fair value of a financial asset / liability on initial recognition is normally represented by the transaction price.

Subsequent measurement of financial assets

Subsequent measurement of financial assets depends on their classification on initial recognition. During the reporting period, the Group classified financial assets as:

- Loans and receivables - non-derivative financial assets with fixed or determinable payments that are not quoted in an active market. These assets are carried at amortised cost using the effective interest method (except for short-term receivables where interest is immaterial) minus any reduction for impairment or collectability. Typically trade and other receivables, bank balances and cash are classified in this category.
- Held-to-maturity financial assets - non-derivative financial assets with fixed or determinable payments and fixed maturity that an entity has the positive intention and ability to hold to maturity. Similar to loans and receivables, these assets are carried at amortised cost using the effective interest method minus any reduction for impairment and uncollectability.

Impairment of financial assets

At the end of each reporting period, the Group assesses whether its financial assets are impaired, based on objective evidence that, as a result of one or more events that occurred after the initial recognition, the estimated future cash flows of the (group of) financial asset(s) have been affected. Objective evidence of impairment could include significant financial difficulty of the counterparty, breach of contract, probability

NOTES (CONTINUED)

Impairment of financial asset (continued)

that the borrower will enter bankruptcy, disappearance of an active market for that financial asset because of financial difficulties, etc.

In addition, for insurance premium receivables that are assessed not to be impaired individually, the Group assesses them collectively for impairment, based on the Group's past experience of collecting payments, an increase in the delayed payments in the portfolio, observable changes in economic conditions that correlate with default on receivables, etc.

The carrying amount of loans and receivables is reduced through the use of an allowance account and subsequent recoveries of amounts previously written off are credited against the allowance account. Changes in the carrying amount of the allowance account are recognized in profit or loss.

Derecognition of financial assets

Irrespective of the legal form of the transactions, financial assets are derecognized when they pass the "substance over form" based derecognition test prescribed by IAS 39. That test comprises two different types of evaluations which are applied strictly in sequence:

- Evaluation of the transfer of risks and rewards of ownership
- Evaluation of the transfer of control

Whether the assets are recognized / derecognized in full or recognized to the extent of the Group's continuing involvement depends on accurate analysis which is performed on a specific transaction basis.

Subsequent measurement of financial liabilities

Subsequent measurement of financial liabilities depends on how they have been categorized on initial recognition. During the reporting period, the Group did not classify any financial liabilities as held for trading or designated as at fair value through profit or loss. All the other financial liabilities are carried at amortized cost using the effective interest method.

Typically, trade and other payables and borrowings are classified in this category. Items classified within trade and other payables are not usually remeasured, as the obligation is known with a high degree of certainty and settlement is short-term.

Derecognition of financial liabilities

A financial liability is removed from the Group's statement of financial position only when the liability is discharged, cancelled or expired (i.e. extinguished). The difference between the carrying amount of the financial liability derecognized and the consideration paid is recognized in profit or loss.

NOTES (CONTINUED)

Assets related to insurance

- Insurance premium receivable is the sum of earned (past due) and unearned premiums receivable.
- Reinsurance receivable is the reinsurer's share in claims payable (included in other insurance liabilities).
- Reinsurance assets represent the reinsurer's share in liabilities from insurance contracts.
- Subrogation receivable (other assets) is the fair value of recoveries receivable from third parties to reimburse some or all costs of insurance claims.

(G) LIABILITIES FROM INSURANCE CONTRACTS

Insurance contract liabilities include the outstanding claims provision and the provision for unearned premium. The outstanding claims provision is based on the estimated ultimate cost of all claims incurred but not settled at the reporting date, whether reported (RBNS) or not (IBNR), together with related claims handling costs and a reduction for the expected value of salvage and other recoveries. Delays can be experienced in the notification and settlement of certain types of claims. Therefore, the ultimate cost of these cannot be known with certainty at the reporting date. IBNR is calculated at the reporting date in accordance with the state regulation: 5% of annual gross premiums for all types of insurance contracts other than medical (health) and 2% of annual gross premiums for medical (health) insurance. The liability is not discounted for the time value of money. No provision for equalization or catastrophe reserves is recognized. The liabilities are derecognized when the obligation to pay a claim expires, is discharged or is cancelled.

The unearned premiums reserve (UPR) represents that portion of premiums received or receivable that relates to risks that have not yet expired at the reporting date. The provision is recognized when contracts are entered into and premiums are charged, and is brought to account as premium income over the term of the contract in accordance with the pattern of insurance service provided under the contract. UPR is calculated net of commissions to intermediaries and other acquisition costs.

Liability adequacy test

At each reporting date, the Group reviews its unexpired risk and a liability adequacy test is performed to determine whether there is any overall excess of expected claims over unearned premiums. This calculation uses current estimates of future contractual cash flows after taking account of the investment return expected to arise on assets relating to the relevant provisions. If these estimates show that the carrying amount of the unearned premiums is inadequate, the deficiency is recognized in the statement of profit or loss by setting up a provision for premium deficiency.

(H) PROPERTY AND EQUIPMENT

On initial recognition, items of property and equipment are recognized at cost, which includes the purchase price as well as any costs directly attributable to bringing the asset to the location and condition necessary for it to be capable of operating in the manner intended by management.

After initial recognition, items of property and equipment other than buildings are carried at cost less any accumulated depreciation and impairment losses. Buildings are carried at revalued amount, being its fair value at the date of the revaluation less any subsequent accumulated depreciation and subsequent accumulated impairment losses. Revaluations are made with sufficient regularity to ensure that the

NOTES (CONTINUED)

(H) PROPERTY AND EQUIPMENT (continued)

carrying amount does not differ materially from that which would be determined using fair value at the end of the reporting period.

If an asset's carrying amount is increased as a result of a revaluation, the increase is recognized in other comprehensive income and accumulated in equity under the heading of revaluation surplus. However, the increase shall be recognized in profit or loss to the extent that it reverses a revaluation decrease of the same asset previously recognized in profit or loss.

Depreciation is calculated so as to write off the cost of an asset, less its estimated residual value, over its useful economic life as follows:

Buildings	5% straight line
Leasehold improvement	15% straight line
Office equipment	20% straight line
Land is not depreciated	

Useful lives, residual values and depreciation methods are reviewed, and adjusted if appropriate, at the end of each reporting period, with the effect of any changes in estimate being accounted for on a prospective basis.

An item of property and equipment is derecognized upon disposal or when no future economic benefits are expected to arise from the continued use of the asset. Any gain or loss arising on the disposal or retirement of an item of property and equipment is determined as the difference between the sales proceeds and the carrying amount of the asset and is recognized in profit or loss.

Leased assets

Leases are classified as finance leases if substantially all the risks and rewards of ownership are transferred to the Group. All other leases are classified as operating leases.

Rentals payable under operating leases are charged to profit or loss on a straight-line basis over the lease term.

(I) INTANGIBLE ASSETS

On initial recognition, intangible assets acquired separately are measured at cost. The cost of a separately acquired intangible asset comprises its purchase price, including import duties and non-refundable purchase taxes, after deducting trade discounts and rebates and any directly attributable cost of preparing the asset for its intended use.

After initial recognition, intangible assets are carried at cost less any accumulated amortization and impairment losses. The estimated useful life and amortization method (15% straight line) are revised at the end of each reporting period with the effect of any changes in estimate being accounted for on a prospective basis.

An intangible asset is derecognized on disposal, or when no future economic benefits are expected from use or disposal. Gains or losses arising from derecognition of an intangible asset - measured as the

NOTES (CONTINUED)

(I) INTANGIBLE ASSETS (continued)

difference between the net disposal proceeds and the carrying amount of the asset - are recognized in profit or loss when the asset is derecognized.

(J) INVESTMENT PROPERTY

Investment properties are held to earn rental income and / or for capital appreciation.

Investment properties are measured initially at cost, including transaction costs. The cost comprises the purchase price and any directly attributable expenditure (e.g. professional fees for legal services, property transfer taxes).

Subsequently, investment properties are stated at fair value, which reflects market conditions at the reporting date. Gains or losses arising from changes in the fair values of investment properties are included in the consolidated income statement in the year in which they arise.

An investment property is derecognized upon disposal or when the investment property is permanently withdrawn from use and no future economic benefits are expected from the disposal. Any gain or loss arising on derecognition of the property (calculated as the difference between the net disposal proceeds and the carrying amount of the asset) is included in profit or loss in the period in which the property is derecognized.

(K) IMPAIRMENT OF NON-FINANCIAL ASSETS

The carrying amounts of property and equipment, intangible assets, investment property and DAC are reviewed at each reporting date for indications of impairment and where an asset is impaired, it is written down as an expense through the consolidated statement of profit or loss to its estimated recoverable amount. Recoverable amount is the higher of value in use and the fair value less costs of disposal of the individual asset or the cash-generating unit. The recoverable amount is determined for an individual asset, unless the asset does not generate cash inflows that are largely independent of those from other assets or groups of assets. If this is the case, recoverable amount is determined for the cash-generating unit to which the asset belongs.

Value in use is the present value of the estimated future cash flows of the asset / unit. Present values are computed using pre-tax discount rates that reflect the time value of money and the risks specific to the asset / unit whose impairment is being measured.

Subsequent increases in the recoverable amount caused by changes in estimates are credited to profit or loss to the extent that they reverse the impairment.

INSURANCE COMPANY EUROINS GEORGIA GROUP
CONSOLIDATED FINANCIAL STATEMENTS
FOR THE YEAR ENDED 31 DECEMBER 2018
In thousands of GEL

NOTES (CONTINUED)

(L) FOREIGN CURRENCY TRANSACTIONS

Foreign currency monetary assets and liabilities are translated into the functional currency of the Group (Georgian Lari, "GEL") using the exchange rates officially published by the National Bank of Georgia at the reporting date:

	GEL / USD	GEL / EUR
Exchange rate as at 31 December 2018	2.68	3.07
Average rate for the year ended 31 December 2018	2.53	2.99
Exchange rate as at 31 December 2017	2.59	3.10
Average rate for the year ended 31 December 2017	2.51	2.83
Exchange rate as at 31 December 2016	2.65	2.79

Gains and losses arising from changes in exchange rates after the date of the transaction are recognized in profit or loss.

Non-monetary assets and liabilities that are measured in terms of historical cost in a foreign currency are translated at the exchange rate at the date of the transaction.

(M) INCOME TAXES

Tax currently payable is calculated using the tax rates in force or substantively enacted at the reporting date. Taxable profit differs from accounting profit either because some income and expenses are never taxable or deductible, or because the time pattern that they are taxable or deductible differs between tax law and their accounting treatment.

Using the statement of financial position liability method, deferred tax is recognized in respect of all temporary differences between the carrying value of assets and liabilities in the consolidated statement of financial position and the corresponding tax base.

Deferred tax is calculated at the tax rates that are expected to apply to the period when the asset is realized or the liability is settled, based on tax rates (and tax laws) that have been enacted or substantively enacted by the reporting date.

Deferred tax assets are recognized only to the extent that the Group considers that it is probable (i.e. more likely than not) that there will be sufficient taxable profits available for the asset to be utilized within the same tax jurisdiction.

Deferred tax assets and liabilities are offset only when there is a legally enforceable right to offset current tax assets against current tax liabilities, they relate to the same tax authority and the Group's intention is to settle the amounts on a net basis.

The tax expense for the period comprises current and deferred tax. Tax is recognized in profit or loss, except if it arises from transactions or events that are recognized in other comprehensive income or directly in equity. In this case, the tax is recognized in other comprehensive income or directly in equity, respectively.

NOTES (CONTINUED)

(N) PROVISIONS

Where, at the reporting date, the Group has a present obligation (legal or constructive) as a result of a past event and it is probable that the Group will settle the obligation, a provision is made in the statement of financial position. Provisions are made using best estimates of the amount required to settle the obligation and are discounted to present values using a pre-tax rate that reflects current market assessments of the time value of money and the risks specific to the obligation. Changes in estimates are reflected in profit or loss in the period they arise.

(O) EQUITY

Equity instruments are contracts that give a residual interest in the net assets of the Group. Ordinary shares are classified as equity. Equity instruments are recognized at the amount of proceeds received net of costs directly attributable to the transaction. To the extent those proceeds exceed the par value of the shares issued they are credited to a share premium account.

Dividends are recognized as liabilities when they are declared (i.e. the dividends are appropriately authorized and no longer at the discretion of the entity). Typically, dividends are recognized as liabilities in the period in which their distribution is approved at the Shareholders' Annual General Meeting. Interim dividends are recognized when paid.

(P) SIGNIFICANT JUDGEMENTS AND KEY SOURCES OF ESTIMATION UNCERTAINTY

The Group makes certain estimates and assumptions regarding the future. Estimates and judgments are continually evaluated based on historical experience and other factors, including expectations of future events that are believed to be reasonable under the circumstances. In the future, actual experience may differ from these estimates and assumptions. The estimates and assumptions that have a significant risk of causing a material adjustment to the carrying amounts of assets and liabilities within the next financial year are discussed below.

The ultimate liability arising from claims made under insurance contracts

The estimation of the ultimate liability arising from claims made under general insurance contracts is the Group's most significant accounting estimate. There are several sources of uncertainty that need to be considered in the estimation of the liability that the Group will ultimately pay for those claims. For general insurance contracts, estimates have to be made both for the expected ultimate cost of claims reported at the reporting date and for the expected ultimate cost of claims incurred but not yet reported (IBNR) at the reporting date. It can take a significant period of time before the ultimate claims cost can be established with certainty and for some type of policies, IBNR claims form the majority of the statement of financial position insurance liability. General insurance claims provisions are not discounted for the time value of money.

Impairment of insurance, reinsurance and subrogation receivables

The Group estimates impairment of receivables derived from insurance and reinsurance contracts. Factors that the Group considers whether a financial asset is impaired is its overdue status or bad credit rating of a debtor. The impairment is calculated based on the analysis of assets subject to risks and reflects the amount sufficient, in the opinion of the management, to cover relevant losses. The provisions are created as a result of an individual evaluation of assets subject to risks regarding financial assets being material

NOTES (CONTINUED)

Impairment of insurance, reinsurance and subrogation receivables (continued)

individually and on the basis of an individual or joint evaluation of financial assets not being material individually.

Useful lives of property and equipment and intangible assets

Property and equipment and intangible assets are depreciated over their useful lives. Useful lives are based on the management's estimates of the period that the assets will generate revenue, which are periodically reviewed for continued appropriateness. Changes to estimates can result in significant variations in the carrying value and amounts charged to the statement of comprehensive income in specific periods.

Fair value of property

Fair value of properties is determined by independent professionally qualified appraisers. Fair value is mainly determined using the sales comparison method. The estimate is subject to change as new transaction data and market evidence becomes available.

Income tax

The Group is subject to income tax and significant judgment is required in determining the provision for income taxes. During the ordinary course of business, there are transactions and calculations for which the ultimate tax determination is uncertain. As a result, the Group recognizes tax liabilities based on estimates of whether additional taxes and interest will be due. These tax liabilities are recognized when, despite the Group's belief that its tax return positions are supportable, the Group believes that certain positions are likely to be challenged and may not be fully sustained upon review by tax authorities.

3. IMPACT OF RESTATEMENT OF COMPARABLE INFORMATION

The Group has changed accounting policies and corrected errors.

Change in accounting policies

The Group has changed the policy of accounting unearned premium reserve (UPR). Current policy is described in Note 2(G), previously UPR was not netted of commissions to intermediaries and other acquisition costs. Since the acquisition costs are directly dependent on premiums and the new policy is in compliance with accounting policies of the Group's new parent - Euroins Insurance Group AD (Bulgaria), management believes that the change in accounting policies results in the financial statements providing reliable and more relevant information about the effects of transactions on the Group's financial position.

Correction of errors

The Group has corrected the following errors: (a) previously the revaluation surplus was included in profit or loss as part of other income; and (b) previously tax losses carried forward which is the part of deferred tax assets, was netted of with taxes payable.

Impact of restatement

In accordance with IAS8 *Accounting Policies, Changes in Accounting Estimates and Errors*, the Group has applied both, the change in accounting policies and the correction of errors, retrospectively. Resulting restatements are provided below.

INSURANCE COMPANY EUROINS GEORGIA GROUP
CONSOLIDATED FINANCIAL STATEMENTS
FOR THE YEAR ENDED 31 DECEMBER 2018
In thousands of GEL

NOTES (CONTINUED)

Statement of Comprehensive Income (extract)	As previously reported for the year ended 31 December 2017	Restatement	Restated for the year ended 31 December 2017
Net insurance revenue	5,657		5,657
Interest income	211		211
Change in fair value of investment properties	(54)		(54)
Gain from sale of subsidiaries	737		737
Other income	1,355	(1,062)	293
Other revenue	2,249	(1,062)	1,187
TOTAL REVENUE	7,906	(1,062)	6,844
TOTAL EXPENSES	(7,853)		(7,853)
PROFIT/(LOSS) BEFORE TAX	53	(1,062)	(1,009)
Income tax benefit	385		385
NET PROFIT/(LOSS) FOR THE YEAR	438	(1,062)	(624)
Other comprehensive income	-	1,062	1,062
TOTAL COMPREHENSIVE INCOME FOR THE YEAR	438	-	438
Statement of Financial Position (extract)	As previously reported as at 31 December 2017	Restatement	Reclassified as at 31 December 2017
ASSETS			
Reinsurance assets	9,619	(293)	9,326
Deferred acquisition costs	414	(414)	-
Deferred income tax asset	2,133	400	2,533
Other assets	16,534		16,534
Total assets	28,700	(307)	28,393
LIABILITIES			
Insurance contracts liabilities	13,925	(414)	13,511
Deferred commission income	293	(293)	-
Taxes payable	570	400	970
Other liabilities	7,756		7,756
Total liabilities	22,544	(307)	22,237
EQUITY			
Share capital	2,430		2,430
Revaluation reserve	-	1,062	1,062
Retained earnings	3,726	(1,062)	2,664
Total equity	6,156	-	6,156
Total equity and liabilities	28,700	(307)	28,393

INSURANCE COMPANY EUROINS GEORGIA GROUP
CONSOLIDATED FINANCIAL STATEMENTS
FOR THE YEAR ENDED 31 DECEMBER 2018
In thousands of GEL

NOTES (CONTINUED)

Statement of Financial Position (extract)	As previously reported as at 31 December 2016	Reclassification	Reclassified as at 31 December 2016
ASSETS			
Reinsurance assets	13,573	(1,087)	12,486
Deferred acquisition costs	332	(332)	0
Other assets	22,615		22,615
Total assets	36,520	(1,419)	35,101
LIABILITIES			
Insurance contracts liabilities	15,948	(332)	15,616
Deferred commission income	1,087	(1,087)	0
Other liabilities	14,697		14,697
Total liabilities	31,732	(1,419)	30,313
Total equity	4,788		4,788
Total equity and liabilities	36,520	(1,419)	35,101

4. NET INSURANCE REVENUE

	Gross premiums / (cancellations)	2018 Premiums ceded to reinsurers	Net premiums	Gross premiums / (cancellations)	2017 Premiums ceded to reinsurers	Net premiums
Health	4,819	(2,279)	2,540	4,764	(110)	4,654
Road Transport Means (Casco)	2,134	(101)	2,033	1,413	(86)	1,327
Motor TPL (Compulsory)	1,859	-	1,859	-	-	-
Property	610	(407)	203	731	(545)	186
Financial Loss Risks	453	(72)	381	168	(78)	90
Agriculture	395	(215)	180	769	(428)	341
Motor TPL	317	(6)	311	205	(7)	198
Engineering (Construction) Risks	297	(160)	137	480	(272)	208
Cargo	188	(110)	78	154	(96)	58
Aviation related	(670)	664	(6)	2,281	(2,221)	60
Other	365	(122)	243	354	(190)	164
	10,767	(2,808)	7,959	11,319	(4,033)	7,286
Changes in UPR	699	(475)	224	160	(1,789)	(1,629)
	11,466	(3,283)	8,183	11,479	(5,822)	5,657

Health insurance includes the product called 'life insurance'. Actually, the product is a short-term insurance contract, based on which a fixed amount is paid to a beneficiary when the insured person dies within the contract term.

INSURANCE COMPANY EUROINS GEORGIA GROUP
CONSOLIDATED FINANCIAL STATEMENTS
FOR THE YEAR ENDED 31 DECEMBER 2018
In thousands of GEL

NOTES (CONTINUED)

4. NET INSURANCE REVENUE (continued)

Compulsory insurance of Motor Third Party Liability refers to compulsory insurance of motor transport registered in foreign countries and moving in Georgia. It is administered by Compulsory Insurance Center (Non-Commercial Legal Entity). The Center started functioning on 1 March 2018 in accordance with Georgian legislation. Compulsory insurance of MTPL is a joint operation where 17 insurance companies operating in Georgia (including the Group) are joint operators and share the insurance revenue and risks equally.

Unearned premium reserve is disclosed in Note 6.

5. INSURANCE CLAIMS PAID

	2018			2017		
	Paid	Ceded to reinsurers	Net payment	Paid	Ceded to reinsurers	Net payment
Health	3,394	(46)	3,348	4,499	(2,327)	2,172
Aviation related	1,543	(1,543)	-	824	(824)	-
Road Transport Means (Casco)	1,427	(32)	1,395	777	(36)	741
Agriculture	236	(189)	47	354	(283)	71
Property	183	(162)	21	86	(49)	37
Other	311	(75)	236	320	(173)	147
Other expenses related to claims handling	90	-	90	19	-	19
Subrogation income	(495)	-	(495)	(210)	-	(210)
	6,689	(2,047)	4,642	6,669	(3,692)	2,977

6. INSURANCE CONTRACT LIABILITIES AND REINSURANCE ASSETS

	2018	2017, restated
Unearned premium reserve (UPR)	3,744	4,495
Provisions for claims reported by policyholders (RBNS)	7,325	8,762
Provisions for claims incurred but not reported (IBNR)	356	254
LIABILITIES FROM INSURANCE CONTRACTS	11,425	13,511
	2018	2017, restated
Reinsurers' share in unearned premium reserve (UPR)	1,175	1,566
Reinsurers' share in provisions for claims reported by policyholders (RBNS)	6,417	7,760
Reinsurers' share in provisions for claims incurred but not reported (IBNR)	-	-
REINSURANCE ASSETS	7,592	9,326

INSURANCE COMPANY EUROINS GEORGIA GROUP
CONSOLIDATED FINANCIAL STATEMENTS
FOR THE YEAR ENDED 31 DECEMBER 2018
In thousands of GEL

NOTES (CONTINUED)

	2018	2017, restated
Unearned premium reserve (UPR)	2,569	2,929
Provisions for claims reported by policyholders (RBNS)	908	1,002
Provisions for claims incurred but not reported (IBNR)	356	254
NET LIABILITIES FROM INSURANCE CONTRACTS	3,833	4,185

At 31 December 2018 provisions for claims reported by policyholders and reinsurers' share in the provision includes GEL 2,108 and GEL 2,108 (2017: GEL 6,267 and GEL 6,267) respectively related to the reported loss on Aviation Hull and TPL (Third Party Liability) policy by Georgian Airways. The policy was 100% reinsured under the reinsurance treaty signed with insurance broker Marsh Ltd.

a) Analyses of movement in UPR, gross of reinsurance:

	2018	2017, restated
Balance at 1 January	4,495	4,737
Gross written premium	10,768	11,319
Change due to recognition net of acquisition costs	(52)	(82)
Gross earned premium	(11,467)	(11,479)
Balance at 31 December	3,744	4,495

b) Analyses of movement in UPR, reinsurer's share:

	2018	2017, restated
Balance at 1 January	1,566	2,561
Reinsurer's share of gross written premium	2,808	4,032
Change due to recognition net of acquisition income	84	794
Gross reinsurer's earned premium	(3,283)	(5,821)
Balance at 31 December	1,175	1,566

c) Analyses of movement in UPR, net of reinsurance):

	2018	2017, restated
Balance at 1 January	2,929	2,176
Net written premium	7,960	7,287
Change due to recognition net of acquisition costs	(52)	(82)
Change due to recognition net of acquisition income	(84)	(794)
Net earned premium	(8,184)	(5,658)
Balance at 31 December	2,569	2,929

INSURANCE COMPANY EUROINS GEORGIA GROUP
CONSOLIDATED FINANCIAL STATEMENTS
FOR THE YEAR ENDED 31 DECEMBER 2018
In thousands of GEL

NOTES (CONTINUED)

d) Analyses of movement in claims provisions, gross of reinsurance:

	2018	2017, restated
Balance of reported but not settled claims at 1 January	8,762	10,686
Balance of incurred but not reported at 1 January	254	193
Total provisions for claims at 1 January	9,016	10,879
Claims incurred during the period	5,354	4,806
Claims paid during the period	(6,689)	(6,669)
Changes in other insurance reserves	(1,335)	(1,863)
Total provisions for claims at 31 December	7,681	9,016
Balance of reported but not settled claims at 31 December	7,325	8,762
Balance of incurred but not reported at 31 December	356	254

e) Analyses of movement in claims provisions, reinsurer's share:

	2018	2017, restated
Balance of reported but not settled claims at 1 January	7,760	9,925
Balance of incurred but not reported at 1 January	-	-
Total provisions for claims at 1 January	7,760	9,925
Claims incurred during the period	704	1,527
Claims paid during the period	(2,047)	(3,692)
Changes in other insurance reserves	(1,343)	(2,165)
Total provisions for claims at 31 December	6,417	7,760
Balance of reported but not settled claims at 31 December	6,417	7,760
Balance of incurred but not reported at 31 December	-	-

f) Analyses of movement in claims provisions, net of reinsurance:

	2018	2017, restated
Balance of reported but not settled claims at 1 January	1,002	761
Balance of incurred but not reported at 1 January	254	193
Total provisions for claims at 1 January	1,256	954
Claims incurred during the period	4,650	3,279
Claims paid during the period	(4,642)	(2,977)
Changes in other insurance reserves	8	302
Total provisions for claims at 31 December	1,264	1,256
Balance of reported but not settled claims at 31 December	908	1,002
Balance of incurred but not reported at 31 December	356	254

INSURANCE COMPANY EUROINS GEORGIA GROUP
CONSOLIDATED FINANCIAL STATEMENTS
FOR THE YEAR ENDED 31 DECEMBER 2018
In thousands of GEL

NOTES (CONTINUED)

7. INTEREST INCOME AND EXPENSE

	2018	2017
Amounts due from credit institutions	173	98
Loans issued and receivables	21	108
Cash and cash equivalents	6	5
INTEREST INCOME	200	211
Borrowings	(64)	(75)
INTEREST EXPENSE	(64)	(75)
Net interest income	136	136

8. GAIN FROM SALE OF SUBSIDIARIES

	2018	2017
Consideration received	-	2,702
Net assets disposed	-	(1,965)
Gain from sale of subsidiaries	-	737

The gain was due to disposal of the following subsidiaries, all of them operating in Georgia:

Name	Ownership	
	after disposal	before disposal
AliansMedi + LLC	-	100%
Medical Park Georgia LLC	-	100%
Bolnisi District Hospital LLC	-	100%
Bolnisi District Adults Polyclinic LLC	-	100%
Diagnostics - 2000 LLC	-	100%
Bolnisi District Emergency Service - 03 LLC	-	100%

INSURANCE COMPANY EUROINS GEORGIA GROUP
CONSOLIDATED FINANCIAL STATEMENTS
FOR THE YEAR ENDED 31 DECEMBER 2018
In thousands of GEL

NOTES (CONTINUED)

9. OTHER INCOME AND EXPENSES

	2018	2017
Write-off of liabilities	258	73
Rent income	64	31
Other	81	189
OTHER INCOME	403	293

	2018	2017
Compulsory Insurance Center membership fees	335	33
Vehicle rent expense	52	0
Expense related to collecting of receivables	36	36
Customs and other taxes	30	37
Loss from discontinued operations	-	101
Other	37	147
OTHER EXPENSES	490	354

10. GENERAL AND OTHER ADMINISTRATIVE EXPENSES

	2018	2017
Occupancy and rent	419	369
Marketing and advertising	327	225
Legal and consultancy	181	136
Supervision fee	114	0
Selling expenses	98	0
Cost of various services	82	107
Communications	81	57
Repair and maintenance of property and equipment	56	17
Transportation	48	41
Utilities	46	37
Representative expenses	42	34
Other	176	196
	1,670	1,219

11. IMPAIRMENT CHARGE

	2018	2017
Insurance and reinsurance receivables (Note 15)	530	(56)
Other assets (Note 19)	257	1,204
	787	1,148

INSURANCE COMPANY EUROINS GEORGIA GROUP
CONSOLIDATED FINANCIAL STATEMENTS
FOR THE YEAR ENDED 31 DECEMBER 2018
In thousands of GEL

NOTES (CONTINUED)

12. ACQUISITION COSTS, NET OF REINSURANCE

	2018	2017
Acquisition costs	1,233	1,097
Acquisition income	(577)	(1,548)
	656	(451)

13. INCOME TAX

	2018	2017
Deferred tax benefit due to loss carried forward	164	400
Deferred tax expense	(36)	(15)
INCOME TAX BENEFIT	128	385

Reconciliation of income tax benefit:

	2018	2017
Loss before income tax expense	1,611	1,009
Permanent difference due to disposal of subsidiaries	-	1,829
Adjustment recognized for prior periods	(187)	-
Other temporary and permanent differences	(331)	(171)
Tax loss carried forward	1,093	2,667
15% of the loss carried forward	164	400

Deferred tax asset comprises temporary differences attributable to:

	2018	2017
Loss carried forward	564	400
Insurance receivables	750	671
Reinsurance assets	35	44
Property and equipment	(33)	(2)
Goodwill	88	104
Subrogation receivables (other assets)	442	407
Loans issued (other assets)	872	869
Other assets	18	70
Insurance contracts liabilities	(77)	(62)
Other liabilities	2	32
	2,661	2,533

In case of insurance receivables, subrogation receivables and loans issued, management believes that the Group will be able to deduct impairment expenses for tax purposes in the future.

INSURANCE COMPANY EUROINS GEORGIA GROUP
CONSOLIDATED FINANCIAL STATEMENTS
FOR THE YEAR ENDED 31 DECEMBER 2018
In thousands of GEL

NOTES (CONTINUED)

14. CASH AND CASH EQUIVALENTS, AMOUNTS DUE FROM CREDIT INSTITUTIONS

	2018	2017
Current accounts with banks	390	1,895
Cash on hand	7	7
CASH AND CASH EQUIVALENTS	397	1,902

Cash and cash equivalents of the Company on a standalone basis was GEL 393 (2017: GEL 1,887). The regulator requirement is to maintain minimum level of cash and cash equivalents at 10% of the insurance contract liabilities subject to reservation as defined by regulatory reserve requirement resolution, which as of reporting date amounted to GEL 95 (2017: GEL 77).

	2018	2017
JSC Halyk Bank Georgia	3,686	844
JSC Terabank	973	254
JSC Finca Bank Georgia	415	-
JSC VTB Bank Georgia	-	27
AMOUNTS DUE FROM CREDIT INSTITUTIONS	5,074	1,125

Amounts due from credit institutions are represented by short-term (less than 12 months) placements with Georgian banks and earn annual interest of 4% to 4.5% (2017 - 1% to 4%).

Amounts due from credit institutions include GEL 711 (2017: GEL 218) of restricted deposits to secure insurance contract liabilities in accordance with regulatory requirement of Insurance State Supervision Service of Georgia.

The carrying amounts disclosed above reasonably approximate fair value at the reporting date.

15. INSURANCE AND REINSURANCE RECEIVABLES

	2018	2017
Due from policyholders	7,991	8,793
Due from reinsurers	2,192	4,467
Less - allowance for impairment	(5,002)	(4,472)
	5,181	8,788

The carrying amounts disclosed above reasonably approximate their fair values at year end.

Analysis of credit risk is provided in Note 25.

Changes in provision for impairment of insurance premium receivable:

	2018	2017
At 1 January	4,472	4,528
Charge / (reversal) for the year	530	(56)
At 31 December	5,002	4,472

INSURANCE COMPANY EUROINS GEORGIA GROUP
CONSOLIDATED FINANCIAL STATEMENTS
FOR THE YEAR ENDED 31 DECEMBER 2018
In thousands of GEL

NOTES (CONTINUED)

16. FINANCIAL INSTRUMENTS HELD-TO-MATURITY

Held-to-maturity financial instruments are the corporate debt securities issued by Eurohold Bulgaria AD on 7 December 2017. Annual interest is 6.45% and maturity – 5 years. The carrying amount of the instruments reasonably approximate their fair values at year end.

17. PROPERTY AND EQUIPMENT

	Land and buildings	Office equipment	Leasehold improvement	Other assets of subsidiaries	Total
Cost					
1 January 2017	3,218	1,218	1,501	1,598	7,535
Additions	369	42	-	-	411
Revaluation	1,062	-	-	-	1,062
Disposals	(3,218)	(140)	(352)	(1,598)	(5,308)
31 December 2017	1,431	1,120	1,149	-	3,700
Additions	-	109	-	-	109
Disposals	-	(110)	-	-	(110)
31 December 2018	1,431	1,119	1,149	-	3,699
Accumulated depreciation					
1 January 2017	799	1,176	1,244	1,207	4,426
Depreciation charge	60	38	88	3	189
Disposals	(799)	(188)	(216)	(1,210)	(2,413)
31 December 2017	60	1,026	1,116	-	2,202
Depreciation charge	-	40	16	-	56
Correction of prior period	(60)	-	-	-	(60)
Disposals	-	(110)	-	-	(110)
31 December 2018	-	956	1,132	-	2,088
Net book value					
1 January 2017	2,419	42	257	391	3,109
31 December 2017	1,371	94	33	-	1,498
31 December 2018	1,431	163	17	-	1,611

The land and building as at 31 December 2018 and 2017 are represented by the property (334 sq. m.) located in the center of Tbilisi (17 Shardeni street). It was purchased for GEL 369 at auction in 2017. The auction performed by the state was due to liquidation of Iber Meat Georgia Ltd - the debtor of the Group. The valuation of the property was performed by Expert Group Ltd in accordance with International Valuation Standards (IVS) using market approach. The Group plans to open its representative office in the property. Since the property is not yet available for use, i.e. it was not in the condition necessary for it to be capable of operating in the manner intended by management, charging of depreciation has not been started.

INSURANCE COMPANY EUROINS GEORGIA GROUP
CONSOLIDATED FINANCIAL STATEMENTS
FOR THE YEAR ENDED 31 DECEMBER 2018
In thousands of GEL

NOTES (CONTINUED)

18. INVESTMENT PROPERTY

	2018	2017
1 January	1,852	2,080
Fair value gain / (loss)	60	(54)
Disposal	-	(174)
31 December	1,912	1,852

The investment property comprise land in Mtskheta Region, the fair value of which as at 31 December 2018 and 2017 was determined based on the valuation report of independent valuator – Expert Group Ltd. The valuation was performed in accordance with International Valuation Standards (IVS) using market approach.

19. OTHER ASSETS

	2018	2017
Subrogation receivable, net of allowance for impairment (see below)	165	84
Advances and prepayments	153	418
Inventory	127	297
Miscellaneous receivables, net of allowance for impairment (see below)	61	104
Intangible assets, net of amortization	22	33
Loans issued, net of allowance for impairment (see below)	6	7
Other	133	426
	667	1,369

	2018	2017
Loans issued	5,816	5,797
Allowance for impairment of loans issued	(5,810)	(5,790)
Loans issued, net of allowance for impairment	6	7

	2018	2017
Subrogation receivable	3,111	2,796
Allowance for impairment of subrogation receivable	(2,946)	(2,712)
Subrogation receivable, net of allowance for impairment	165	84

	2018	2017
Miscellaneous receivables	1,049	1,357
Allowance for impairment of miscellaneous receivables	(938)	(1,253)
Miscellaneous receivables, net of allowance for impairment	111	104

INSURANCE COMPANY EUROINS GEORGIA GROUP
CONSOLIDATED FINANCIAL STATEMENTS
FOR THE YEAR ENDED 31 DECEMBER 2018
In thousands of GEL

NOTES (CONTINUED)

Changes in provision for impairment of other assets:

	2018	2017
1 January	9,755	14,880
Charge	174	1,204
Write-off	(235)	(6,329)
31 December	9,694	9,755

20. SHARE CAPITAL

3,125,000 ordinary shares, with a nominal value of GEL 1 each, were fully paid as at 31 December 2018 (2017: 2,430,000). Shareholders are presented in Note 1.

For the requirements of regulatory legislation regarding equity capital refer to Note 25, Capital Management.

21. OTHER INSURANCE LIABILITIES

	2018	2017
Reinsurance payables	1,544	3,718
Claims payable	1,310	2,440
	2,854	6,158

22. BORROWINGS

	2018	2017
Short-term loan from Tengiz Mezurishvili	6	518
Other loans	10	4
	16	522

23. TRADE AND OTHER PAYABLES

	2018	2017
Trade payables	517	427
Commission payable	391	410
Accruals for employee compensation	5	114
Advances received	-	108
Other payables	55	17
	968	1,076

The carrying amount of liabilities is considered to be in line with their fair value at the reporting date.

NOTES (CONTINUED)

24. COMMITMENTS AND CONTINGENCIES

Legal

In the ordinary course of business, the Group is subject to legal actions and complaints. Provisions for the probable result of current legal claims are being recognized in the financial statements. Management believes that the ultimate liability, if any, arising from litigations will not have a material adverse effect on the financial condition or the results of future operations of the Group.

Taxation

Georgian tax legislation is subject to varying interpretations, and changes, which can occur frequently. Management's interpretation of such legislation as applied to the transactions and activity of the Group may be challenged by the relevant tax authorities.

The act of tax audit of the Company for the periods up to 2015 was issued by the tax authorities in November 2017. According to the act, additional corporate income tax payable in amount of GEL 353 (GEL 516 including corresponding fines) has been charged. The Group filed a claim against the act in March 2018 and management believes the Group will win the case, therefore the additional payable is not recognized in the financial statements.

Operating lease commitments

	2018	2017
Not later than 1 year	474	367
Later than 1 year but not later than 5 years	316	965
	790	1,332

25. RISK MANAGEMENT

The activities of the Group are exposed to various risks. Risk management therefore is a critical component of its insurance activities. Risk is inherent in the Group's activities but is managed through a process of ongoing identification, measurement and daily monitoring, subject to risk limits and other controls. Everyone within the Group is accountable for the risk exposures relating to his or her responsibilities. The main financial risks inherent in the Group's operations are those related to credit, liquidity and market movements in interest and foreign exchange rates and equity prices. A summary description of the Group's risk management policies in relation to those risks follows.

Governance framework

The primary objective of the Group's risk and financial management framework is to protect the Group from events that hinder the sustainable achievement of the Group's performance objectives, including failing to exploit opportunities. The Group recognizes the critical importance of having efficient and effective risk management systems in place.

The Group has established a risk management function with terms of reference for the executive management board. Management board delegates to respective members of senior management responsibilities for overseeing compliance with established risk management policies.

NOTES (CONTINUED)

25. RISK MANAGEMENT (continued)

The management board approves the Group risk management policies and meets regularly to approve on any commercial, regulatory and own organizational requirements in such policies. The policies define the Group's identification of risk and its interpretation, limit structure to ensure the appropriate quality and diversification of assets, alignment of underwriting and reinsurance strategy to the corporate goals and specify reporting requirements.

Capital management objectives, policies and approach

The Group has established the following capital management objectives, policies and approach to managing the risks that affect its capital position.

The capital management objectives are:

- To maintain the required level of stability of the Group thereby providing a degree of security to policyholders.
- To allocate capital efficiently and support the development of business by ensuring that returns on capital employed meet the requirements of its capital providers and of its shareholders.
- To retain financial flexibility by maintaining strong liquidity and access to funds available from financial institutions.
- To maintain financial strength, to support new business growth and to satisfy the requirements of the policyholders, regulators and stakeholders.

The operations of the Group are also subject to local regulatory requirements within the jurisdiction where it operates. Such regulations not only prescribe approval and monitoring of activities, but also impose certain restrictive provisions e.g. Capital adequacy to minimize the risk of default and insolvency on the part of insurance companies to meet unforeseen liabilities as these arise.

The Group's capital management policy for its insurance and non-insurance business is to hold sufficient liquid assets to cover statutory requirements based on the regulatory directives.

Approach to capital management

The Group seeks to optimize the structure and sources of capital to ensure that it consistently maximizes returns to shareholders and policyholders.

The Group's approach to managing capital involves managing assets, liabilities and risks in a coordinated manner, assessing shortfalls between reported and required capital levels on a regular basis and taking appropriate actions to influence the capital position of the Group.

The Group has had no significant changes in its policies and processes to its capital structure during the past year from previous years.

Capital Management

The insurance sector in Georgia is regulated by the Insurance State Supervision Service of Georgia ("ISSSG"). The ISSSG imposes minimum capital requirements for insurance companies. These requirements are put in place to ensure sufficient solvency margins.

NOTES (CONTINUED)

Capital Management (continued)

According to the ISSSG directive №27, issued on 25 December 2017, the minimum capital throughout the period should be not less than GEL 2,200 thousand and the Company should, at all times, maintain total of this amount in either cash and cash equivalents or in bank balances. The minimum capital requirement is GEL 4,200 thousand for the period from 31 December 2018 to 31 December 2020 and GEL 7,200 thousand thereafter.

The Company was in compliance with the capital requirements of ISSSG as at 31 December 2018.

25.1. Insurance risk

The risk under an insurance contract is the risk that an insured event will occur including the uncertainty of the amount and timing of any resulting claim. The principal risk the Group faces under such contracts is that actual claims and benefit payments exceed the carrying amount of insurance liabilities. This is influenced by the frequency of claims, severity of claims, actual benefits paid are greater than originally estimated and subsequent development of long-term claims.

The variability of risks is improved by diversification of risk of loss to a large portfolio of insurance contracts as a more diversified portfolio is less likely to be affected across the board by change in any subset of the portfolio, as well as unexpected outcomes. The variability of risks is also improved by careful selection and implementation of underwriting strategy and guidelines as well as the use of reinsurance arrangements. The Group establishes underwriting guidelines and limits, which stipulate who may accept what risks and the applicable limits. These limits are continuously monitored.

The Group primarily uses loss ratio and expense ratio to monitor its insurance risk. Loss ratio is defined as net insurance claims divided by net insurance revenue. Expense ratio is defined as operating expenses excluding interest expense divided by net insurance revenue. The Group's loss ratios and expense ratios calculated on a net basis were as follows:

	2018	2017
Loss ratio	57%	58%
Expense ratio	70%	80%

Risks under the Group's insurance policies usually cover twelve months duration. For general insurance contracts the most significant risks arise from climate changes and natural disasters. For healthcare contracts the most significant risks arise from lifestyle changes, epidemic and so on. These risks vary significantly in relation to the location of the risk insured by the Group, type of risk insured and by industry. Undue concentration by amounts can have a further impact on the severity of benefit payments on a portfolio basis.

Insurance risk management

The above risk exposure is mitigated by diversification across a large portfolio of insurance contracts. The variability of risks is improved by careful selection and implementation of underwriting strategies, which are designed to ensure that risks are diversified in terms of type of risk and level of insured benefits. This is largely achieved through diversification across industry sectors. Further, strict claim review policies to assess all new and ongoing claims, regular detailed review of claims handling procedures and frequent

NOTES (CONTINUED)

Insurance risk management (continued)

investigation of possible fraudulent claims are all policies and procedures put in place to reduce the risk exposure of the Group. The Group further enforces a policy of actively managing and prompt pursuit of claims, in order to reduce its exposure to unpredictable future developments that can negatively impact the Group. The Group has also limited its exposure by imposing maximum claim amounts on certain contracts as well as the use of reinsurance arrangements in order to limit exposure to catastrophic events, for example hurricanes, earthquakes and flood damages.

Even though the Group currently does not use direct analysis in creating insurance claims provision and creates insurance provision according to Georgian legislation, which precisely defines what type of reserve should be made and in what quantity, claims provision is adequate to generated claims.

Sources of uncertainty in the estimation of future claim payments

Claims on insurance contracts are payable on a claims-occurrence basis. There are several variables that affect the amount and timing of cash flows from these contracts. These mainly relate to the inherent risks of the insured sector and the risk management procedures they adopted. The estimated cost of claims includes direct expenses to be incurred in settling claims, net of the expected subrogation value and other recoveries. The Group takes all reasonable steps to ensure that it has appropriate information regarding its claims exposures. However, given the uncertainty in establishing claims reserve, it is likely that the final outcome will prove to be different from the original liability established. The liability for these contracts comprises a reserve for IBNR and a reserve for reported claims not yet settled.

The estimation of IBNR is generally subject to a greater degree of uncertainty than the estimation of the cost of settling claims already notified to the Group, where information about the claim event is available.

At the end of each reporting period the Group assess whether its recognized insurance liabilities are adequate: the Group determines whether the amount of recognized insurance liabilities is less than the carrying amount that would be required if the relevant insurance liabilities were within the scope of IAS 37 *Provisions, Contingent Liabilities and Contingent Assets*. If it is less, the insurer will recognize the entire difference in profit or loss and increase the carrying amount of the relevant insurance liabilities.

25.2. Credit risk

Credit risk is the risk that one party to a financial instrument will fail to discharge an obligation and cause the other party to incur a financial loss.

The Group manages the level of credit risk it accepts through a comprehensive group credit risk policy setting out the assessment and determination of what constitutes credit risk for the Group; setting up of exposure limits by each counterparty or group of counterparties, geographical and industry segments; right of offset where counterparties are both debtors and creditors; guidelines on obtaining collateral and guarantees; reporting of credit risk exposures and breaches to the monitoring authority; monitoring compliance with credit risk policy and review of credit risk policy for pertinence and changing environment.

INSURANCE COMPANY EUROINS GEORGIA GROUP
CONSOLIDATED FINANCIAL STATEMENTS
FOR THE YEAR ENDED 31 DECEMBER 2018
In thousands of GEL

NOTES (CONTINUED)

The following is a brief description of how the Group manages its credit risk exposure:

Reinsurance

Even though the Group may have reinsurance arrangements, it is not relieved of its direct obligations to its policyholders and thus a credit exposure exists with respect to reinsurance ceded, to the extent that any reinsurer is unable to meet its obligations assumed under such reinsurance agreements. The Group is neither dependent on a single reinsurer nor are the operations of the Group substantially dependent upon any reinsurance contract. There is no single counterparty exposure that exceeds 43% of total reinsurance assets at the reporting date. The Group evaluates the financial condition of its reinsurers regularly.

Insurance and reinsurance receivables

The Company sets the maximum amounts and limits that may be advanced to / placed with individual corporate counterparties which are set by reference to their long-term ratings.

The credit risk in respect of customer balances, incurred on non-payment of premiums or contributions will only persist during the grace period specified in the policy document on the expiry of which the policy is either paid up or terminated.

Credit quality per class of financial assets

The credit quality of financial assets is managed by the Group through internal credit assessment procedures. The table below shows the credit quality by class of asset for loan-related lines in the consolidated statement of financial position, based on the Group's credit assessment system.

	Neither past due nor impaired 2018	Past-due but not impaired 2018	Total 2018
Amounts due from credit institutions	5,074	-	5,074
Insurance and reinsurance receivables:			
Insurance receivables	2,537	452	2,989
Reinsurance receivables	2,192	-	2,192
Total	9,803	452	10,255

	Neither past due nor impaired 2017	Past-due but not impaired 2017	Total 2017
Amounts due from credit institutions	1,125	-	1,125
Insurance and reinsurance receivables:			
Insurance receivables	3,752	569	4,321
Reinsurance receivables	4,467	-	4,467
Total	9,344	569	9,913

INSURANCE COMPANY EUROINS GEORGIA GROUP
CONSOLIDATED FINANCIAL STATEMENTS
FOR THE YEAR ENDED 31 DECEMBER 2018
In thousands of GEL

NOTES (CONTINUED)

Credit quality per class of financial assets (continued)

Insurance and reinsurance receivables that are neither past due nor impaired include insurance and reinsurance receivables that are not past due more than 30 days as of the reporting date. Insurance and reinsurance receivables that are past due but not impaired include insurance and reinsurance receivables overdue for more than 30 days.

25.3. Liquidity risk

Liquidity risk is the risk that an entity will encounter difficulty in raising funds to meet cash commitments associated with financial instruments. Liquidity risk may result from either the inability to sell financial assets quickly at their fair values; or counterparty failing on repayment of a contractual obligation; or insurance liability falling due for payment earlier than expected; or inability to generate cash inflows as anticipated.

The major liquidity risk confronting the Group is the daily calls on its available cash resources in respect of claims arising from insurance contracts and the maturity of debt securities.

The Group manages liquidity through the liquidity risk policy which determines what constitutes liquidity risk for the Group; specifies minimum proportion of funds to meet emergency calls; setting up of contingency funding plans; specify the sources of funding and the events that would trigger the plan; monitoring compliance with liquidity risk policy and review of liquidity risk policy for pertinence and changing environment.

The table below analyses financial and insurance assets and liabilities of the Group into their relevant maturity groups based on the remaining period at the reporting date to their contractual maturities or expected repayment dates.

31-Dec-18	Within one year	More than one year	Total
Assets:			
Cash and cash equivalents	397	-	397
Amounts due from credit institutions	5,074	-	5,074
Insurance and reinsurance receivables	5,176	5	5,181
Reinsurance assets	5,479	2,113	7,592
Other assets	365	-	365
Total assets	16,491	2,118	18,609
Liabilities:			
Insurance contract liabilities	9,295	2,130	11,425
Other insurance liabilities	2,854	-	2,854
Borrowings	16	-	16
Trade and other payables	968	-	968
Taxes payable	1,005	-	1,005
Total liabilities	14,138	2,130	16,268
Net position	2,353	(12)	2,341
Accumulated gap	2,353	2,341	

INSURANCE COMPANY EUROINS GEORGIA GROUP
CONSOLIDATED FINANCIAL STATEMENTS
FOR THE YEAR ENDED 31 DECEMBER 2018
In thousands of GEL

NOTES (CONTINUED)

31-Dec-17	Within one year	More than one year	Total
Assets:			
Cash and cash equivalents	1,902	-	1,902
Amounts due from credit institutions	1,125	-	1,125
Insurance and reinsurance receivables	8,783	5	8,788
Reinsurance assets	3,037	6,289	9,326
Other assets	621	-	621
Total assets	15,468	6,294	21,762
Liabilities:			
Insurance contract liabilities	7,211	6,300	13,511
Other insurance liabilities	6,158	-	6,158
Financial liabilities	522	-	522
Trade and other payables	1,076	-	1,076
Taxes payable	970	-	970
Total liabilities	15,937	6,300	22,237
Net position	(469)	(6)	(475)
Accumulated gap	(469)	(475)	

The amounts and maturities in respect of insurance liabilities are based on management's best estimate based on statistical techniques and past experience.

25.4. Geographical concentration

All the assets and liabilities, other than those disclosed below, were concentrated in Georgia. The disclosure is based on the countries where the insurance business is written. The analysis would not be materially different if based on the countries in which the counterparties are situated.

	Georgia	OECD countries	Non- OECD countries	Total
As at 31 December 2018				
Assets:				
Reinsurance assets	-	5,365	2,227	7,592
Insurance and reinsurance receivables	2,989	-	2,192	5,181
Liabilities:				
Other insurance liabilities	1,310	260	1,284	2,854
As at 31 December 2017				
Assets:				
Reinsurance assets	1,136	3,106	5,084	9,326
Liabilities:				
Other insurance liabilities	1,315	3,369	1,474	6,158

INSURANCE COMPANY EUROINS GEORGIA GROUP
CONSOLIDATED FINANCIAL STATEMENTS
FOR THE YEAR ENDED 31 DECEMBER 2018
In thousands of GEL

NOTES (CONTINUED)

25.5. Market risk

Market risk is the risk that the value of financial instruments will fluctuate due to changes in market variables such as interest rates and foreign exchanges.

The Group has exposure to market risks. Market risk is the risk of change in fair value of financial instruments from fluctuation in foreign exchange rates (currency risk), market interest rates (interest rate risk) and market prices (price risk).

Interest rate risk

All financial instruments bear fixed interest rate thus no significant interest risk exposure currently exists.

Currency risk

The Group is exposed to effects of fluctuation in the prevailing foreign currency exchange rates on its financial position and cash flows. The Group's principal transactions are carried out in Georgian lari and its exposure to foreign exchange risk arise primarily with respect to US dollars and euro, as the insurance operations denominated in US dollars form a significant part of the Group's operations.

The tables below indicate the currencies to which the Company had significant exposure at 31 December 2018 and 2017 on its non-trading monetary assets and liabilities and its forecast cash flows. The analysis calculates the effect of a reasonably possible movement of the currency rate against the Georgian lari, with all other variables held constant on the consolidated income statement. A negative amount in the table reflects a potential net reduction in consolidated income statement, while a positive amount reflects a net potential increase:

	2018			
	GEL	USD	EUR	Total
Financial assets:				
Cash and cash equivalents	345	6	46	397
Amounts due from credit institutions	-	5,074	-	5,074
Insurance and reinsurance receivables	4,725	425	31	5,181
Reinsurance assets	5,044	2,548	-	7,592
Other assets	359	6	-	365
Total financial assets	10,473	8,059	77	18,609
Financial liabilities:				
Insurance contracts liabilities	7,868	3,457	100	11,425
Other insurance liabilities	1,476	1,373	5	2,854
Financial liabilities	9	-	7	16
Trade and other payables	723	245	-	968
Taxes payable	1,005	-	-	1,005
Total financial liabilities	11,081	5,075	112	16,268
Net position	(608)	2,984	(35)	2,341
Increase in currency rate in %		3%	-1%	
Effect on profit		90	-	

INSURANCE COMPANY EUROINS GEORGIA GROUP
CONSOLIDATED FINANCIAL STATEMENTS
FOR THE YEAR ENDED 31 DECEMBER 2018
In thousands of GEL

NOTES (CONTINUED)

	2017			
	GEL	USD	EUR	Total
Financial assets:				
Cash and cash equivalents	400	1,501	1	1,902
Amounts due from credit institutions	-	1,000	125	1,125
Insurance and reinsurance receivables	1,702	7,041	45	8,788
Reinsurance assets	5,006	4,287	33	9,326
Other assets	614	7	-	621
Total financial assets	7,722	13,836	204	21,762
Financial liabilities:				
Insurance contracts liabilities	6,225	7,188	98	13,511
Other insurance liabilities	881	5,262	15	6,158
Financial liabilities	133	389	-	522
Trade and other payables	1,076	-	-	1,076
Taxes payable	970	-	-	970
Total financial liabilities	9,285	12,839	113	22,237
Net position	(1,563)	997	91	(475)
Increase in currency rate in %		-2%	11%	
Effect on profit		(20)	10	

26. RELATED PARTY TRANSACTIONS

In accordance with IAS 24 *Related Party Disclosures*, parties are considered to be related if one party has the ability to control the other party or exercise significant influence over the other party in making financial or operational decisions. In considering each possible related party relationship, attention is directed to the substance of the relationship, not merely the legal form.

Only material transactions with related parties were borrowings (Note 22) and corresponding interest expense (Note 7).

Compensation of key management personnel (2018: 3 persons; 2017: 1 person) comprised the following:

	2018	2017
Salaries and bonuses	257	333

Remuneration of Supervisory board (2018: 3 members, 2017: 0 member) comprised the following:

	2018	2017
Salaries and other benefits	75	-

The Supervisory board (formed in 2018) is a non-executive management body that reports exclusively to the shareholders of the Company.

INSURANCE COMPANY EUROINS GEORGIA GROUP
CONSOLIDATED FINANCIAL STATEMENTS
FOR THE YEAR ENDED 31 DECEMBER 2018
In thousands of GEL

NOTES (CONTINUED)

27. EVENTS AFTER REPORTING DATE

These consolidated financial statements were authorized for issue by the management on 20 March 2019. There have been no subsequent events that need to be disclosed in the financial statements.


INSURANCE COMPANY EUROINS GEORGIA JSC
 SEPARATE FINANCIAL STATEMENTS
 FOR THE YEAR ENDED 31 DECEMBER 2018
In thousands of GEL

APPENDIX

SEPARATE STATEMENT OF COMPREHENSIVE INCOME

	2018	2017, restated
Gross earned premiums	11,466	11,479
Premiums ceded to reinsurers	(3,283)	(5,822)
Net insurance revenue	8,183	5,657
Interest income	200	214
Gain from sale of subsidiaries	-	(1,092)
Other income	403	321
Other revenue	603	(557)
TOTAL REVENUE	8,786	5,100
Gross insurance benefits and claims paid	(6,689)	(6,669)
Claims ceded to reinsurers	2,047	3,692
Changes in other insurance reserves	1,335	1,863
Changes in other insurance reserves ceded to reinsurers	(1,343)	(2,165)
Net insurance claims	(4,650)	(3,279)
Salaries and other employee benefits	(2,333)	(2,090)
General and other administrative expenses	(1,670)	(1,215)
Impairment charge	(787)	(1,148)
Acquisition costs, net of reinsurance	(656)	451
Depreciation and amortization expenses	(6)	(219)
Interest expense	(64)	(75)
Other expenses	(490)	(240)
Net foreign exchange gain	191	80
Total other expenses	(5,815)	(4,456)
TOTAL EXPENSES	(10,465)	(7,735)
LOSS BEFORE TAX	(1,679)	(2,635)
Income tax benefit	128	385
NET LOSS FOR THE YEAR	(1,551)	(2,250)
Other comprehensive income	-	1,062
TOTAL COMPREHENSIVE LOSS FOR THE YEAR	(1,551)	(1,188)


 Tengiz Mezurnishvili
 General Director



 Levan Kakulia
 Chief Financial Officer


INSURANCE COMPANY EUROINS GEORGIA JSC
 SEPARATE FINANCIAL STATEMENTS
 FOR THE YEAR ENDED 31 DECEMBER 2018
 In thousands of GEL

APPENDIX

SEPARATE STATEMENT OF FINANCIAL POSITION

	31 December, 2018	31 December, 2017 restated
ASSETS		
Cash and cash equivalents	393	1,887
Amounts due from credit institutions	5,074	1,125
Insurance and reinsurance receivables	5,181	8,788
Reinsurance assets	7,592	9,326
Financial instruments held-to-maturity	614	-
Deferred income tax asset	2,661	2,533
Property and equipment	1,611	1,498
Investment in subsidiary	1,169	1,224
Other assets	605	1,270
Total assets	24,900	27,651
EQUITY		
Share capital	3,125	2,430
Share premium	4,073	-
Revaluation reserve	1,062	1,062
Retained earnings	374	1,925
Total equity	8,634	5,417
LIABILITIES		
Insurance contracts liabilities	11,425	13,511
Other insurance liabilities	2,854	6,158
Borrowings	16	523
Trade and other payables	966	1,072
Taxes payable	1,005	970
Total liabilities	16,266	22,234
Total equity and liabilities	24,900	27,651


 Tengiz Mezurnishvili
 General Director



 Levan Kakulia
 Chief Financial Officer


INSURANCE COMPANY EUROINS GEORGIA JSC
 SEPARATE FINANCIAL STATEMENTS
 FOR THE YEAR ENDED 31 DECEMBER 2018
 In thousands of GEL

APPENDIX


SEPARATE STATEMENT OF CHANGES IN EQUITY

	Share capital	Share premium	Revaluation surplus	Retained earnings	Total
At 1 January 2017	1,500	-	-	4,175	5,675
Issue of ordinary shares	930	-	-	-	930
Loss for the year	-	-	-	(2,250)	(2,250)
Other comprehensive income	-	-	1,062	-	1,062
At 31 December 2017, restated	2,430	-	1,062	1,925	5,417
Issue of ordinary shares	695	4,073	-	-	4,768
Loss for the year	-	-	-	(1,551)	(1,551)
At 31 December 2018	3,125	4,073	1,062	374	8,634


 Tengiz Mezurnishvili
 General Director


 Levan Kakulia
 Chief Financial Officer


 Tengiz Mezurnishvili
 General Director


 Levan Kakulia
 Chief Financial Officer


INSURANCE COMPANY EUROINS GEORGIA JSC
 SEPARATE FINANCIAL STATEMENTS
 FOR THE YEAR ENDED 31 DECEMBER 2018
In thousands of GEL

APPENDIX

SEPARATE STATEMENT OF CASH FLOWS

	2018	2017
Cash flows from operating activities		
Premium received	10,667	10,559
Cash paid to reinsurer	(1,366)	(2,721)
Claims paid	(5,955)	(6,535)
Acquisition costs	(950)	(697)
Subrogation received	162	82
Cash payments to employees	(1,800)	(1,574)
Net interest income	36	399
Administrative and other payments	(1,624)	(1,040)
Penalties paid	(7)	(20)
Taxes paid	(662)	(562)
Net cash flows used in operating activities	(1,499)	(2,109)
Cash flows from investing activities		
Time deposits	(3,560)	1,545
Purchase of property and equipment	(46)	(387)
Loans issued, net	-	79
Investments in subsidiaries	55	49
Other investments	(607)	720
Net cash flows (used in)/from investing activities	(4,158)	2,006
Cash flows from financing activities		
Loans received, net	363	954
Cash received from shareholders	3,864	-
Net cash flows from financing activities	4,227	954
Net (decrease)/increase in cash and cash equivalents	(1,430)	851
Cash and cash equivalents, beginning balance	1,887	1,070
Net effect of exchange rates changes on cash and cash equivalents	(64)	(34)
Cash and cash equivalents, ending balance	393	1,887


 Tengiz Mezurnishvili
 General Director


 Levan Kakulia
 Chief Financial Officer